


# LINEFIX®

**FOR FLEXIBLE BORDER EDGING.**

THE EFFECTIVE WAY TO PROVIDE AN EDGE TO PATHS AND FLOWERBEDS.







## AT A GLANCE

- ✓ Easy to install, without digging a trench and foundations
- ✓ Visually unobtrusive and yet very effective edging
- ✓ Can be installed in straight lines or in curves and bends



# LINEFIX®

## FOR FLEXIBLE BORDER EDGING.

THE EFFECTIVE WAY TO PROVIDE AN EDGE TO PATHS AND FLOWERBEDS.

### PROFESSIONAL EDGINGS FOR GARDENS, LANDSCAPES AND SPORTS GROUNDS

The edging for pathways, flowerbeds and lawn areas should be succinct but unobtrusive. The conventional concrete edging systems are seriously unattractive and have the further disadvantage, that they cannot easily follow curves and bends that are common in pathways and other borders. We therefore need edgings that are visually unobtrusive and can adapt to the shapes of pathways and borders. In addition, a barrier against root spread is required at the transitions between different areas, such as between lawn and paving or lawn and tamped area.

LINEFIX Borders are effective and visually unobtrusive and are easy and quick to install without having to dig trenches or lay foundations.

They are fixed to the ground with matching Anchoring Pegs or steel nails and can be adapted to the shapes required by the landscape or design, even down to tight radii, depending on the system. In addition, LINEFIX Borders offer reliable protection against root spread between adjoining areas. Applications for the edgings range from private gardens through to public gardens, parks and sports grounds. With a length of 1500 mm, LINEFIX Borders have been designed with a view to professional applications in garden and landscape design.

LINEFIX STANDARD consists of 100 % pure recycled HD-PE. 100 % and can again be 100 % recycled to meet environmental recycling criteria. LINEFIX SUPER is manufactured from galvanised, corrosion-protected steel and can also be recycled.




## REQUIREMENTS

LINEFIX Borders are effective and visually unobtrusive edgings made of pure recycled HD-PE or corrosion-protected steel for pathways, flowerbeds and lawn areas in gardening and landscaping.

### LINEFIX®SUPER DBGM

These borders feature a connector flange at one end so that they can be fitted to each other via connection strap.



### LINEFIX®SUPER - Borders

	Length mm	Width mm	Height mm	Weight kg	Article No.
galvanised	1500	20	175	2,8	43210
stainless steel	1500	20	175	2,8	43230
Fixing anchor, galvanised	280		-	0,1	43250
Fixing anchor, stainless steel	280		-	0,1	43270

The quality of the stainless steel material is according CNS 1.4301.

RECYFIX®  
PLUS

RECYFIX®  
STANDARD

SLOTTED  
CHANNELS

FASERFIX®  
STANDARD

RECYFIX®POINT  
FASERFIX®POINT

DACHFIX®

RECYFIX®  
GREEN SUPER

RECYFIX®  
GREEN STANDARD

RECYFIX®  
STREIF

LINEFIX®

# LINEFIX®

## FOR FLEXIBLE BORDER EDGING.

THE EFFECTIVE WAY TO PROVIDE AN EDGE TO PATHS AND FLOWERBEDS.


### LINEFIX®STANDARD

Material: 100 % pure recycled HD-PE, highly impact-resistant, UV-stabilised  
Colour: black

### ANCHOR PEG

### LINEFIX®STANDARD

Material: 100 % pure recycled ABS-plastic, highly impact-resistant



### LINEFIX®STANDARD - Borders

	Length mm	Width mm	Height mm	Weight kg	Article No.
made of PE-PP	1500	80	45	0,7	43110
Anchoring peg made of ABS-plastic	250		-	-	40020

Bigger lengths are available as taylor made solutions on request.  
Minimal differences in the measurements are possible because of the recycled material.  
For fixing steel nails could be used as an alternative.